

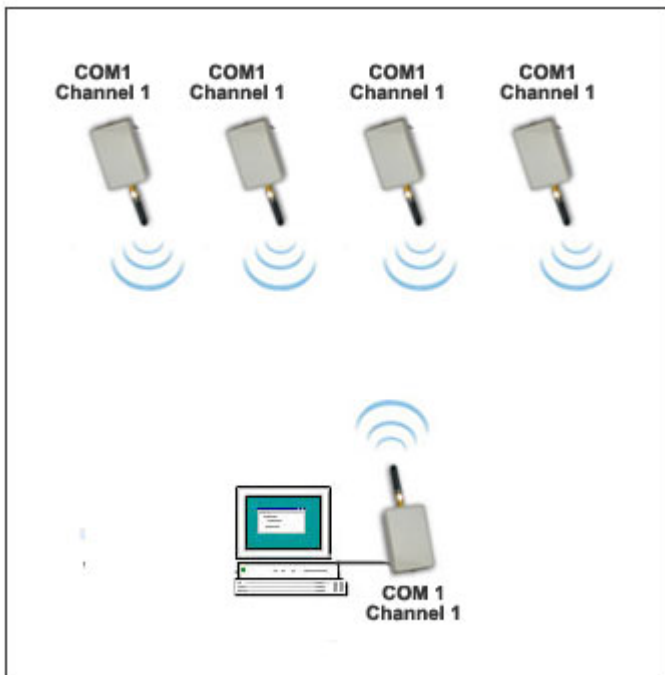
### Serial RF wireless setup configuration examples.

#### Point-to-point configuration.




This is the simplest and easiest way of setting up the RF wireless unit. Simply configure the units with the included configuration software and they are ready for use.

#### Point-to-multipoint configuration, on same channel and same COM port.



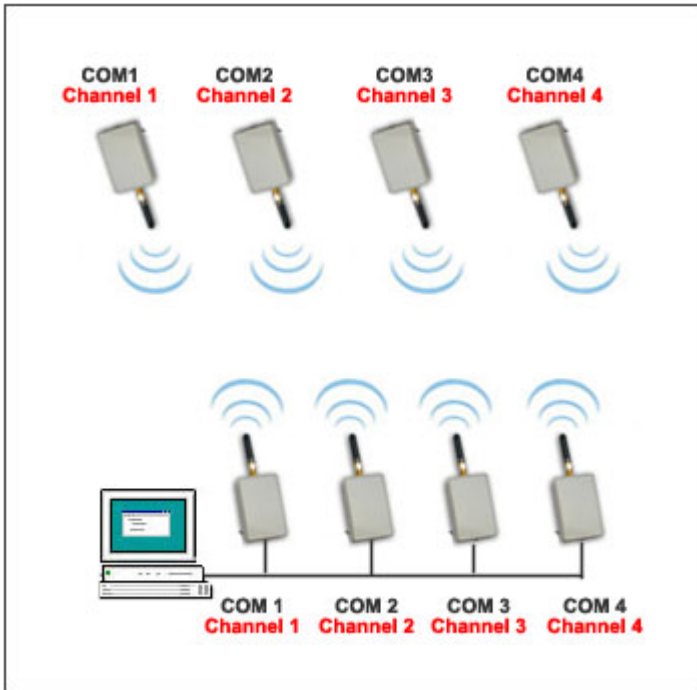
- Data sent from the master unit is received by all the slaves.
- Data sent from a slave is received by the master **and also** the other slaves.

Point-to-multipoint configuration, one master with different slave channels and different COM ports.



- The channel number of the master unit can be changed with the included software to match the channel number of any slave.
- Data sent from the master unit is received by one slave specified by the channel number assigned to the particular slave.
- Data sent from a slave is received by the master only if the master is set to the particular channel number.

**Point-to-multipoint configuration, multiple masters with different channels and different COM ports**



This setup requires multiple COM ports.  
One master sends and receives data to/from only one slave specified by channel number.